

# FINANCIAL LITERACY



## Upper Harbour Primary School Financial Literacy Overview

**Level 1**

*Created for Upper Harbour Sorted Schools Cluster  
Laurie Cadag, Leisha Barnes and Julie Mills*

# Upper Harbour Primary School Financial Literacy Overview

## Cluster Goals

1. Improving financial fluency for students.
2. Improving financial fluency for teachers.

## Learning Intention

We are learning to introduce financial literacy into the classroom through teacher directed activities.

## Teacher Success Criteria:

- I investigated ways to support my learners so they can access, critically evaluate and use financial information.
- I began to use financial literacy to support learners across the curriculum learning areas.
- I managed the use of financial literacy in my classroom, giving limited student choice.

## Student Success Criteria:

- In our class, we sometimes used financial literacy.
- In my class, activities involving financial literacy are managed by the teacher.




## [Financial Capability Progressions - learning outcomes \(Level 1 to Level 4\)](#)



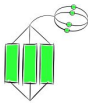
## Online Games




NZ Maths: [Money Games](#)




[Making Cents](#) NSW resources

Theme	Capability	Level	SOLO Rubric	Learning Experiences	RESOURCES
<p><b>1a</b> Money</p> <p>Man</p>	<p><u>Level 1</u></p> <p><b>Manage Money and Income</b></p>	<ul style="list-style-type: none"> <li>· Recognise coins and notes.</li> <li>· Describe ways of using money (cash) for different purposes.</li> <li>· Recognise that money has worth, i.e. value.</li> </ul>	<p><u>What is money?</u></p>	<div data-bbox="1049 194 1112 259" data-label="Image"> </div> <p><u>Define Map</u> -What is money -What is NZ money (look at all the different parts)</p> <div data-bbox="1049 342 1112 441" data-label="Image"> </div> <p><u>Classify Map</u> -Notes &amp; coins</p> <p><u>NZ Money</u> -Look at different coins and notes and explore and discover the purposes, relevance of the different pictures that have been used on them</p> <div data-bbox="1035 794 1122 893" data-label="Image"> </div> <p><u>No \$\$\$\$ in the world</u> -Students predict what would happen to the world if their was no money. Look at alternatives to money e. g. trading</p>	<p>ASB Get Wise - <a href="#">What is Money</a></p> <p><a href="#">New Zealand Notes</a> video</p> <p><a href="#">New Zealand Money</a></p> <p><a href="#">How coins are made</a> video</p> <p><a href="#">Match the money</a></p> <p><a href="#">NZ Money Dominoes</a></p> <p>Foreign Money &amp; NZ Money <a href="#">1</a> &amp; <a href="#">2</a></p>

Theme	Capability	Level	SOLO Rubric	Learning Experiences	RESOURCES
<p data-bbox="73 496 177 627"> <b>1b</b>  Ma  Money </p>	<p data-bbox="218 172 324 205"><u>Level 1</u></p> <p data-bbox="241 253 425 471"> <b>Manage Money and Income</b> </p>	<ul data-bbox="465 177 722 562" style="list-style-type: none"> <li>· Recognise coins and notes.</li> <li>· Describe ways of using money (cash) for different purposes.</li> <li>· Recognise that money has worth, i.e. value.</li> </ul>	<p data-bbox="784 172 967 245"> <u>Sequencing money</u> </p>	<div data-bbox="1045 194 1112 263">  </div> <p data-bbox="1170 172 1514 245"> <u>Sequence Map</u>  - Sequencing NZ Money </p> <div data-bbox="1045 347 1112 445">  </div> <p data-bbox="1170 328 1514 511"> <u>Money value</u>  - Once money is in sequence, students are given objects to match with the money </p> <p data-bbox="1170 558 1514 704"> <u>Play shop</u>  - Students go shopping and match objects with the correct money. </p> <div data-bbox="1035 762 1122 860">  </div> <p data-bbox="1170 751 1514 1053"> <u>New money</u>  - Students create their own piece of NZ money that can be included into the sequence. Students need to be justify their choices (colour, no., pictures etc.) </p>	<p data-bbox="1551 172 1885 205"> <a href="#">Sequencing NZ money</a> </p> <p data-bbox="1551 248 1769 281"> <a href="#">NZ Bank notes</a> </p> <p data-bbox="1551 401 1754 475"> Upload 2 games*****LB </p> <p data-bbox="1551 751 1846 784"> <a href="#">Design your own bill</a> </p> <p data-bbox="1551 827 1846 900"> <a href="#">Create your own money</a> (very simple) </p>

Theme	Capability	Level	SOLO Rubric	Learning Experiences	RESOURCES
<p data-bbox="73 546 173 677"><b>1c</b> Money</p>	<p data-bbox="212 147 318 180"><u>Level 1</u></p> <p data-bbox="231 223 415 442"><b>Manage Money and Income</b></p>	<ul data-bbox="459 147 724 524" style="list-style-type: none"> <li>· Recognise coins and notes.</li> <li>· Describe ways of using money (cash) for different purposes.</li> <li>· Recognise that money has worth, i. e. value.</li> </ul>	<p data-bbox="763 147 975 218"><u>How do we use money</u></p>	<div data-bbox="1033 152 1101 223">  </div> <p data-bbox="1149 147 1449 218"><u>Describe map:</u> -Ways to use money</p> <div data-bbox="1033 311 1101 414">  </div> <p data-bbox="1149 300 1477 562"><u>Compare and contrast map:</u> -Looking at different objects and comparing and contrasting why things cost different money</p> <div data-bbox="1023 649 1110 753">  </div> <p data-bbox="1149 644 1526 1064"><u>Trade me Property:</u> Look at a range of different houses and look at prices. Students can look at different houses and predict how much they could cost and justify their reasons for their predictions. Sequence the house according the the prices</p>	<p data-bbox="1545 147 1854 256">You Tube Clip - <a href="#">Explaining Money for Kids</a></p> <p data-bbox="1545 300 1874 371">ASB Get Wise - <a href="#">What is Money</a></p> <p data-bbox="1545 414 1825 447"><a href="#">Trade Me Property</a></p> <p data-bbox="1545 491 1854 638">You could use Lolly and Grocery items to describe why objects cost different prices</p> <p data-bbox="1545 682 1787 715"><a href="#">Going Shopping</a></p>




Theme	Capability	Level	SOLO Rubric	Learning Experiences	RESOURCES
<p data-bbox="61 507 173 584"><b>2a</b></p> <p data-bbox="54 606 181 638">Spending</p>	<p data-bbox="208 169 318 202"><u>Level 1</u></p> <p data-bbox="235 251 417 469"><b>Manage Money and Income</b></p>	<ul data-bbox="459 169 724 589" style="list-style-type: none"> <li>· Investigate what people “need to” spend money on, e. g. food, clothing, shelter.</li> <li>· Discuss why and how people make choices about spending money, e. g. when buying food for lunches.</li> </ul>	<p data-bbox="757 169 908 240"><u>Spending money a</u></p>	    	<p data-bbox="1549 174 1864 245"><a href="#">We all scream for ice-cream unit</a></p> <p data-bbox="1549 289 1806 360"><a href="#">The best dressed bear</a></p> <p data-bbox="1549 404 1767 442"><a href="#">Party Planning</a></p> <p data-bbox="1549 480 1787 518"><a href="#">A classroom pet</a></p> <p data-bbox="1549 556 1806 595"><a href="#">Let's go shopping</a></p> <p data-bbox="1549 633 1748 660"><a href="#">Go Shopping lesson</a></p> <p data-bbox="1549 704 1874 846"><a href="#">Finance First</a> Making Cents. Personal Finance Programmes. NSW resources - Lower Primary Using Money. “Money as a Tool” Page 25-28</p>

Theme	Capability	Level	SOLO Rubric	Learning Experiences	RESOURCES
<p data-bbox="59 551 175 627"><b>2b</b></p> <p data-bbox="54 650 181 682">Spending</p>	<p data-bbox="208 170 320 202"><u>Level 1</u></p> <p data-bbox="233 250 417 470"><b>Manage Money and Income</b></p>	<ul data-bbox="459 173 722 592" style="list-style-type: none"> <li>· Investigate what people “need to” spend money on, e. g. food, clothing, shelter.</li> <li>· Discuss why and how people make choices about spending money, e. g. when buying food for lunches.</li> </ul>	<p data-bbox="759 170 909 243"><u>Spending money b</u></p>	    	<p data-bbox="1551 175 1856 285">You Tube Song - <a href="#">Cha-Ching: It's got to be earned</a></p> <p data-bbox="1551 369 1798 478"><a href="#">The ants and the grasshopper-The sequel story</a> (The story teaches the difference between needs and wants, and highlights the benefits of saving)</p>

Theme	Capability	Level	SOLO Rubric	Learning Experiences		RESOURCES
<p data-bbox="92 536 144 612"><b>3</b></p> <p data-bbox="59 636 179 699">Credit and debt</p>	<p data-bbox="208 170 320 203"><u>Level 1</u></p> <p data-bbox="233 252 417 470"><b>Manage Money and Income</b></p>	<p data-bbox="459 172 691 323">· Discuss the responsibilities in borrowing and paying back.</p>	<p data-bbox="759 170 933 279"><u>Borrowing and paying back</u></p>	    		



Theme	Capability	Level	SOLO Rubric	Learning Experiences		RESOURCES
<p data-bbox="92 514 146 587"><b>4</b></p> <p data-bbox="69 615 177 716">Saving and Investing</p>	<p data-bbox="214 170 320 200"><u>Level 1</u></p> <p data-bbox="237 252 417 467"><b>Manage Money and Income</b></p>	<p data-bbox="461 172 691 281">· Discuss why and how people save money.</p>	<p data-bbox="761 170 973 279"><u>Why and How people save money</u></p>	    		

Theme	Capability	Level	SOLO Rubric	Learning Experiences		RESOURCES
<p style="text-align: center;"><b>5</b></p> <p style="text-align: center;">Income and Taxation</p>	<p><u>Level 1</u></p> <p style="text-align: center;"><b>Manage Money and Income</b></p>	<ul style="list-style-type: none"> <li>· Describe ways in which people earn or receive income.</li> <li>· Discuss how having more or less money affects spending choices.</li> </ul>	<p><u>Earning Money</u></p>	    		<p>You Tube Clips -</p> <p><a href="#">When I grow Up 1</a></p> <p><a href="#">When I grow Up 2</a></p> <p><a href="#">Interest Game</a></p> <p><a href="#">Math at the mall</a></p>

Theme	Capability	Level	SOLO Rubric	Learning Experiences	RESOURCES
<p data-bbox="92 448 146 521"><b>6</b></p> <p data-bbox="59 549 179 718">Budgeting and Financial Management</p>	<p data-bbox="210 170 320 200"><u>Level 1</u></p> <p data-bbox="235 252 417 467"><b>Manage Money and Income</b></p>	<p data-bbox="459 172 703 281">Give examples of “needs” and “wants”.</p>	<p data-bbox="759 170 925 241"><u>Needs and Wants</u></p>	    	<p data-bbox="1551 177 1789 248">ASB Get Wise - <a href="#">Pocket Money</a></p> <p data-bbox="1551 292 1843 440">BNZ <a href="#">What are you teaching your kids about money?</a> (Stop at 00:36)</p> <p data-bbox="1551 483 1875 554"><a href="#">Spending until you are broke</a></p> <p data-bbox="1551 598 1862 669"><a href="#">Wills saves for the stars</a> Digital Story</p> <p data-bbox="1551 713 1850 975">Pet Unit: SOLO: <a href="#">Describe what a pet needs</a> <a href="#">Part Whole Map</a> <a href="#">Describe map</a> SOLO: <a href="#">Part Whole of needs and wants</a></p>

Theme	Capability	Level	SOLO Rubric	Learning Experiences		RESOURCES
<p data-bbox="92 481 146 554"><b>7</b></p> <p data-bbox="54 582 185 754">Setting financial goals and planning ahead</p>	<p data-bbox="208 170 320 203"><u>Level 1</u></p> <p data-bbox="247 252 401 285"><b>Set Goals</b></p>	<p data-bbox="455 170 672 355">· Identify a short-term money goal and discuss how to attain it.</p>	<p data-bbox="757 170 966 203"><u>Money Goals</u></p>	    		<p data-bbox="1549 175 1858 208"><u>Arthur's pet buisness</u></p> <p data-bbox="1549 252 1870 323"><u>We all scream for ice-crea</u></p>

Theme	Capability	Level	SOLO Rubric	Learning Experiences		RESOURCES
<p data-bbox="92 434 144 511"><b>8</b></p> <p data-bbox="59 532 177 674">Identifying and managing risk</p>	<p data-bbox="214 172 320 205"><u>Level 1</u></p> <p data-bbox="224 259 426 292"><b>Manage Risk</b></p>	<ul data-bbox="459 172 736 369" style="list-style-type: none"> <li>· Recognise the importance of keeping money safe.</li> <li>· Describe ways of keeping money safe.</li> </ul>	<p data-bbox="761 172 942 243"><u>Keeping Money Safe</u></p>	    		

Theme	Capability	Level	SOLO Rubric	Learning Experiences		RESOURCES
<p data-bbox="92 500 142 572"><b>9</b></p> <p data-bbox="59 601 183 736">Rights and responsibilities</p>	<p data-bbox="214 172 320 200"><u>Level 1</u></p> <p data-bbox="224 252 426 285"><b>Manage Risk</b></p>	<p data-bbox="459 172 691 325">· Recognise the importance of paying for things, e.g. goods.</p>	<p data-bbox="761 172 973 248"><u>Understanding Rights</u></p>	  